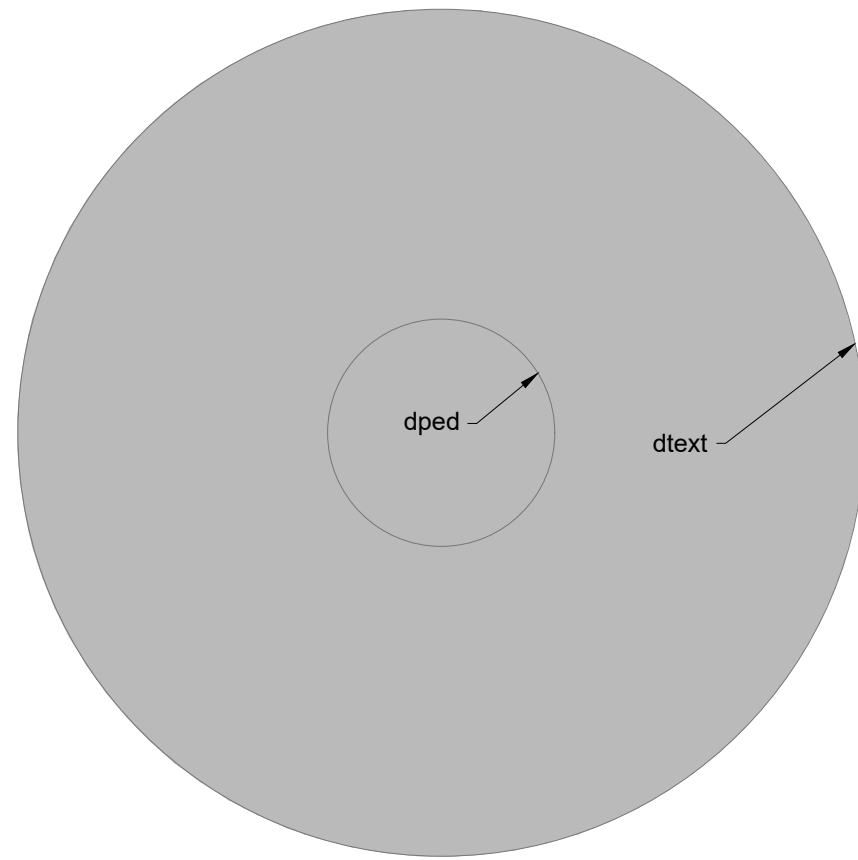
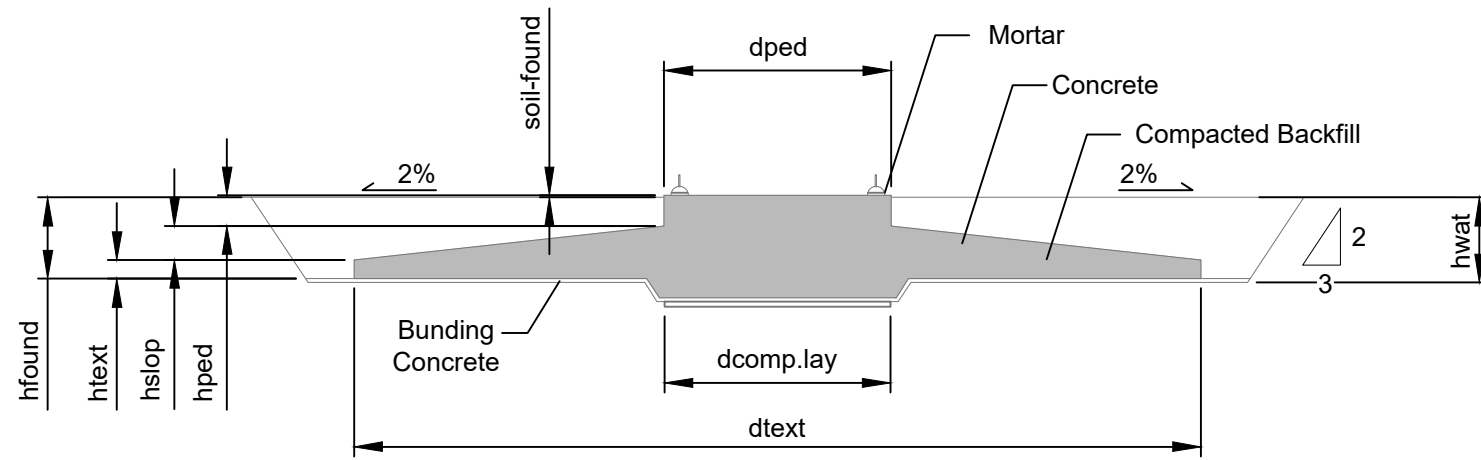


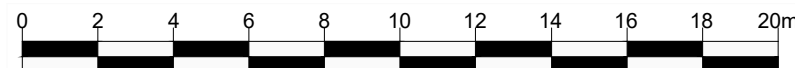
PLAN



SECTION



dtext (m)	dped (m)	hfound (m)	hext (m)	hped (m)	hwat (m)	Concrete C35 (m³)	Concrete C50 (m³)	Reinforcement (Ton)	Excavation (m³)	Backfill (m³)
22.40	6	3	0.5	0.8	2.2	496	23	62	1850	1331



Scale 1:200

Notes:

0		10/23	IG	FS	FS
Rev	Amendments	Date	By	Chk	Auth



www.slrconsulting.com

Client
Ben Sca Wind Farm Limited

Project
Ben Sca Redesign Wind Farm

Figure Title
Indicative Turbine Foundations

Scale
1:200 @ A3

SLR Project No.
405.064982.00001

Designed	Drawn	Checked	Authorised
	IG	FS	FS

Date	Date	Date	Date
	10/23	10/23	03/24

Figure Number	Rev.
Figure 1.10	0